

MONTHLY REPORT OF DISBURSEMENTS
For the month of May 2020


Department : Department of Environment and Natural Resources (DENR)
 Agency/Entity : Mines and Geo-Sciences Bureau
 Operating Unit : Regional Office - III
 Organization Code : 10 003 0300003
 Fund Cluster : 01 Regular Agency Fund


Particulars	Current Year Budget					Prior Year's Budget											Trust Liabilities				Grand Total					Remarks		
	PS	MOOE	FinEx	CO	TOTAL	Prior Year's Accounts Payable					Current Year's Accounts Payable						SUB-TOTAL	PS	MOOE	CO	TOTAL	PS	MOOE	FinEx	CO		TOTAL	
						PS	MOOE	FinEx	CO	Sub-	PS	MOOE	FinEx	CO	Sub-	TOTAL												
1	2	3	4	5	6=(2+3+4+5)	7	8	9	10	11=(7+8+9+10)	12	13	14	15	16=(12+13+14+15)	17=(11+16)	18=(6+17)	19	20	21	22=(19+20+21)	23	24	25	26	27=(23+24+25+26)	28	
CASH DISBURSEMENTS	4,535,443.72	1,405,770.21	0.00	0.00	5,941,213.93	0.00	0.00	0.00	0.00	0.00	0.00	7.85	0.00	0.00	7.85	7.85	5,941,221.78	0.00	0.00	0.00	0.00	4,535,443.72	1,405,778.06	0.00	0.00	5,941,221.78		
Notice of Cash Allocation (NCA)	3,583,667.72	640,948.21	0.00	0.00	4,224,615.93	0.00	0.00	0.00	0.00	0.00	0.00	7.85	0.00	0.00	7.85	7.85	4,224,623.78	0.00	0.00	0.00	0.00	3,583,667.72	640,956.06	0.00	0.00	4,224,623.78		
MDS Checks issued	60,439.29	118,707.60	0.00	0.00	179,146.89	0.00	0.00	0.00	0.00	0.00	0.00	0.00	0.00	0.00	0.00	0.00	179,146.89	0.00	0.00	0.00	0.00	60,439.29	118,707.60	0.00	0.00	179,146.89		
Advice to Debit Account	3,523,228.43	522,240.61	0.00	0.00	4,045,469.04	0.00	0.00	0.00	0.00	0.00	0.00	7.85	0.00	0.00	7.85	7.85	4,045,476.89	0.00	0.00	0.00	0.00	3,523,228.43	522,248.46	0.00	0.00	4,045,476.89		
Notice of Transfer Allocations (NTA)	951,776.00	764,822.00	0.00	0.00	1,716,598.00	0.00	0.00	0.00	0.00	0.00	0.00	0.00	0.00	0.00	0.00	0.00	1,716,598.00	0.00	0.00	0.00	0.00	951,776.00	764,822.00	0.00	0.00	1,716,598.00		
MDS Checks issued	0.00	0.00	0.00	0.00	0.00	0.00	0.00	0.00	0.00	0.00	0.00	0.00	0.00	0.00	0.00	0.00	0.00	0.00	0.00	0.00	0.00	0.00	0.00	0.00	0.00	0.00	0.00	
Advice to Debit Account	951,776.00	764,822.00	0.00	0.00	1,716,598.00	0.00	0.00	0.00	0.00	0.00	0.00	0.00	0.00	0.00	0.00	0.00	1,716,598.00	0.00	0.00	0.00	0.00	951,776.00	764,822.00	0.00	0.00	1,716,598.00		
Working Fund for FAPs	0.00	0.00	0.00	0.00	0.00	0.00	0.00	0.00	0.00	0.00	0.00	0.00	0.00	0.00	0.00	0.00	0.00	0.00	0.00	0.00	0.00	0.00	0.00	0.00	0.00	0.00	0.00	
Cash Disbursement Ceiling (CDC)	0.00	0.00	0.00	0.00	0.00	0.00	0.00	0.00	0.00	0.00	0.00	0.00	0.00	0.00	0.00	0.00	0.00	0.00	0.00	0.00	0.00	0.00	0.00	0.00	0.00	0.00	0.00	
TOTAL CASH DISBURSEMENTS	4,535,443.72	1,405,770.21	0.00	0.00	5,941,213.93	0.00	0.00	0.00	0.00	0.00	0.00	7.85	0.00	0.00	7.85	7.85	5,941,221.78	0.00	0.00	0.00	0.00	4,535,443.72	1,405,778.06	0.00	0.00	5,941,221.78		
NON-CASH DISBURSEMENTS	251,547.84	14,446.22	0.00	0.00	265,994.06	0.00	0.00	0.00	0.00	0.00	0.00	0.00	0.00	0.00	0.00	0.00	265,994.06	0.00	0.00	0.00	0.00	251,547.84	14,446.22	0.00	0.00	265,994.06		
Tax Remittance Advices issued (TRA)	251,547.84	14,446.22	0.00	0.00	265,994.06	0.00	0.00	0.00	0.00	0.00	0.00	0.00	0.00	0.00	0.00	0.00	265,994.06	0.00	0.00	0.00	0.00	251,547.84	14,446.22	0.00	0.00	265,994.06		
Non-Cash Availment Authority (NCAA)	0.00	0.00	0.00	0.00	0.00	0.00	0.00	0.00	0.00	0.00	0.00	0.00	0.00	0.00	0.00	0.00	0.00	0.00	0.00	0.00	0.00	0.00	0.00	0.00	0.00	0.00	0.00	
Disbursements effected through outright deductions from claims (class society)	0.00	0.00	0.00	0.00	0.00	0.00	0.00	0.00	0.00	0.00	0.00	0.00	0.00	0.00	0.00	0.00	0.00	0.00	0.00	0.00	0.00	0.00	0.00	0.00	0.00	0.00	0.00	
Overpayment of expenses (e.g. personnel benefits)	0.00	0.00	0.00	0.00	0.00	0.00	0.00	0.00	0.00	0.00	0.00	0.00	0.00	0.00	0.00	0.00	0.00	0.00	0.00	0.00	0.00	0.00	0.00	0.00	0.00	0.00	0.00	
Restitution for loss of government property	0.00	0.00	0.00	0.00	0.00	0.00	0.00	0.00	0.00	0.00	0.00	0.00	0.00	0.00	0.00	0.00	0.00	0.00	0.00	0.00	0.00	0.00	0.00	0.00	0.00	0.00	0.00	
Liquidated damages and similar claims	0.00	0.00	0.00	0.00	0.00	0.00	0.00	0.00	0.00	0.00	0.00	0.00	0.00	0.00	0.00	0.00	0.00	0.00	0.00	0.00	0.00	0.00	0.00	0.00	0.00	0.00	0.00	
Others (TEF, BTr-Documentary Stamp Tax, etc.)	0.00	0.00	0.00	0.00	0.00	0.00	0.00	0.00	0.00	0.00	0.00	0.00	0.00	0.00	0.00	0.00	0.00	0.00	0.00	0.00	0.00	0.00	0.00	0.00	0.00	0.00	0.00	
TOTAL NON-CASH DISBURSEMENTS	251,547.84	14,446.22	0.00	0.00	265,994.06	0.00	0.00	0.00	0.00	0.00	0.00	0.00	0.00	0.00	0.00	0.00	265,994.06	0.00	0.00	0.00	0.00	251,547.84	14,446.22	0.00	0.00	265,994.06		
GRAND TOTAL	4,786,991.56	1,420,216.43	0.00	0.00	6,207,207.99	0.00	0.00	0.00	0.00	0.00	0.00	7.85	0.00	0.00	7.85	7.85	6,207,215.84	0.00	0.00	0.00	0.00	4,786,991.56	1,420,224.28	0.00	0.00	6,207,215.84		


SUMMARY

Particulars (1)	Previous Report (2)	This Month (3)	As at Date (4)
Total Disbursement Authorities Received	20,638,316.37	8,104,592.06	28,742,908.43
NCA	16,748,000.00	6,122,000.00	22,870,000.00
NTA	2,836,947.00	1,716,598.00	4,553,545.00
Working Fund	0.00	0.00	0.00
TRA	1,053,369.37	265,994.06	1,319,363.43
CDC	0.00	0.00	0.00
NCAA	0.00	0.00	0.00
Less: Notice of Transfer of Allocations (NTA)* issued	0.00	0.00	0.00
Total Disbursement Authorities Available	20,638,316.37	8,104,592.06	28,742,908.43
Less:	0.00	0.00	0.00
Lapsed NCA	2,238.02	0.00	2,238.02
Disbursements	17,620,035.40	6,207,215.84	23,827,251.24
Less: Other Non-Cash Disbursements	0.00	0.00	0.00
Disbursements effected through outright deductions from claims	0.00	0.00	0.00
Overpayment of expenses (e.g. personnel benefits)	0.00	0.00	0.00
Restitution for loss of government property	0.00	0.00	0.00
Liquidated damages and similar claims	0.00	0.00	0.00
Others (e.g. TEF, BTr, Docs Stamp, etc.)	0.00	0.00	0.00
Add/Less: Adjustments (e.g. cancelled/staled checks)	28,100.00	39,398.32	67,498.32
Balance of Disbursement Authorities as at date	3,044,142.95	1,936,774.54	4,980,917.49
Total Disbursements Program	20,638,316.37	8,104,592.06	28,742,908.43
Less: *Actual Disbursements	17,620,035.40	6,207,215.84	23,827,251.24
(Over)/Under spending	3,018,280.97	1,897,376.22	4,915,657.19

Notes: * The use of NTA is discouraged
 Notes: ** Amounts should tally with the grand total disbursement (column 27).

Certified Correct:

ALMA B. GATCHALIAN
 Chief, Finance Section
 Date:

Recommending Approval:

JOCELYN C. CARBONELL
 Chief, Finance and Administrative Division
 Date:

Approved By:

ALILO C. ENSOM, JR.
 Regional Director
 Date:

